



# **PELICAN RAPIDS SCHOOLS**

**2020-21 COMBINED WORLD'S BEST WORKFORCE SUMMARY  
AND ACHIEVEMENT AND INTEGRATION PROGRESS REPORT**

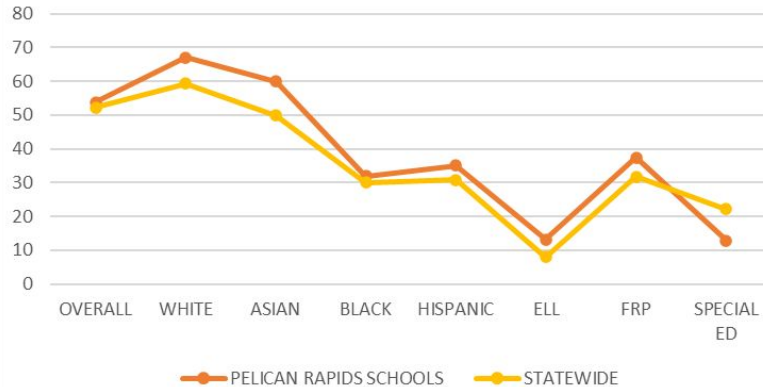
# COVID-19 PANDEMIC

***The COVID-19 pandemic had a definite and profound impact in the following areas, all of which affected the quality of data for the 2020-21 school year:***

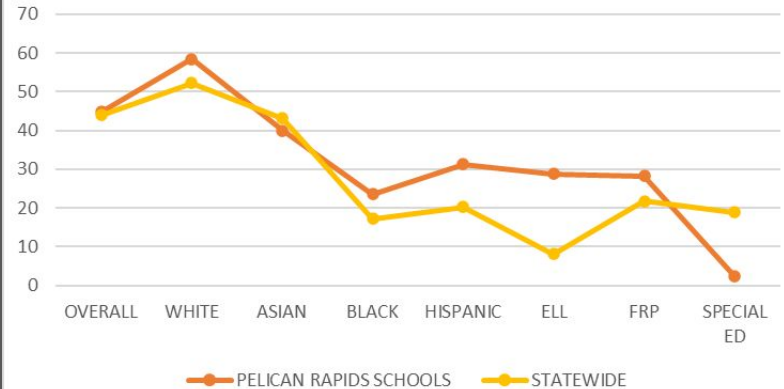
- ✓ *no testing/data in 2020*
- ✓ *lost instructional time*
- ✓ *limited learning interventions*
- ✓ *inconsistent number of students taking assessments*
- ✓ *social and emotional well-being of students*

**ISD 548 Reading & Math proficiency scores were ABOVE Statewide for most student groups in 2021**

**READING MCA ALL GRADES PROFICIENCY 2021**



**MATH MCA ALL GRADES PROFICIENCY 2021**





**Target:** 75% of students are ready for kindergarten based on teacher assessment

**Actual:** 89.7% (37/42) exhibited mastery


**Data:** Combination of COR Advantage and teacher developed assessments

**Strategies:**

- ✓ Essential Learning Objective (ELO) > School Readiness Standards > Aligned with MDE kindergarten entry standards
- ✓ Work sampling in place with whole child approach and considers development in process vs. a pass or fail assessment
- ✓ Child created work portfolio demonstrating individual growth
- ✓ Classroom instruction based on where class is at then working toward where need to be as dictated by state standards

## All Students Ready for School





## All Students in 3rd Grade Achieving Grade Level Literacy



**Target:** Increase 3rd grade reading proficiency by 5%


**Actual:** 29% proficiency STAR Reading (42% proficiency 2019)  
48% proficiency MCA Reading (50% proficiency 2019)

**Data:** STAR Reading & MCA Reading Spring 2021

**New Target:** Increase reading proficiency by \_\_\_\_\_% from Fall 2021 to Spring 2022 using STAR data

### Strategies:

- ✓ ELOs and STAR Reading Assessment data identifies needs
- ✓ 1:1 iPad exposes students to wider range of text and literature
- ✓ Schoolwide, students use close reading strategies and accountable academic talk
- ✓ Monthly grade level Tier II collaboration meetings are foundation for targeted intervention program with licensed teachers
- ✓ Monitor success of strategies through teacher observations, analysis of student work, and STAR data



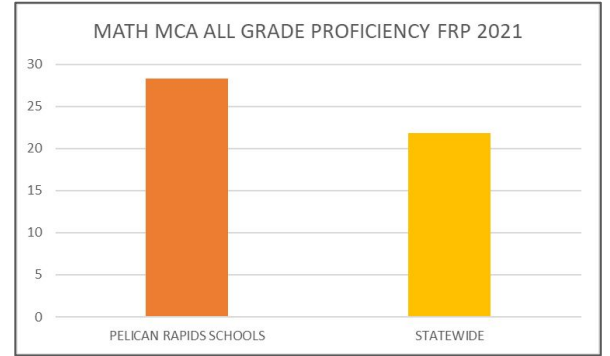
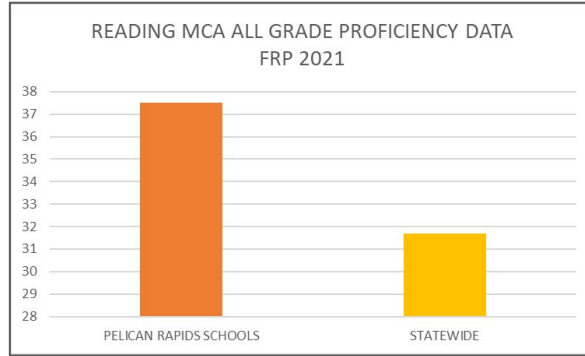
## Close Achievement Gap(s) Between Student Groups



**Target:** Decrease the achievement gap of FRP students by 5%

**Actual:** 37.5% MCA Reading proficiency (46.1% in 2019)

28.3% MCA Math proficiency (44.8% in 2019)



**Strategies:** Use MCA, STAR, and AIMS web to identify student needs

### Viking Elementary

- ✓ Pull-out instruction for ELL
- ✓ Tier II & Tier III Interventions
- ✓ Accountable Academic Talk
- ✓ Close Reading
- ✓ 1:1 iPad

### Pelican Rapids High School

- ✓ Structured English Immersion Classes
- ✓ Transitional Support
- ✓ Read180 reading intervention
- ✓ Viking Student Success



## All Students Career and College-Ready by Graduation



**Target:** Increase graduates attending postsecondary to 65%

**Actual:** 65%

**Data:** School counselor tracks

**COVID-19 Pandemic:** Had impact on students' decisions and start dates

**Strategies:**

- ✓ PRHS Counselor does student surveys/interviews to identify goals
- ✓ Opportunities provided for students to attend the following college/career events in grades 7-12:

**Grade 7** - Career Exploration-Work/study skills

**Grade 8** - Discuss College/Careers-dream plan

**Grade 9** - Career Expo and Career Clusters

**Grade 10** - Health-Tech-Trade Expo at Fargodome with follow up activities on MCIS

**Grade 11** - ASVAB Program/Fergus Falls Career Expo & MCIS/PSAT/ACT

**Grade 12** - College Visits/Individual meetings with School Counselor/Parent meetings, PRHS Career Fair, Classroom Exposure (projects/field trips)



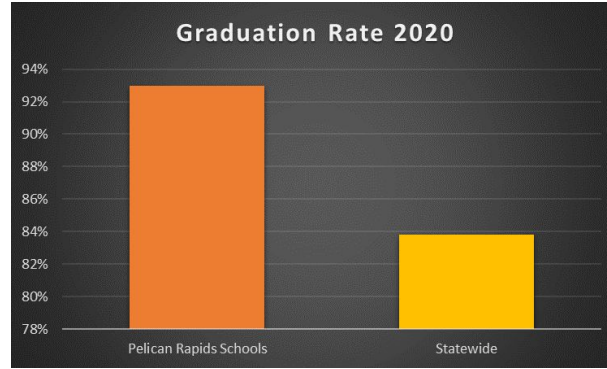


All Students Graduate



**Target:** PRHS Graduation rate will exceed Statewide rate each year

**Actual:** PRHS: 93% Statewide: 83.8%



**Data:** Graduation Rate MDE Report Card

**Strategies:**

- ✓ Credit checks
- ✓ Parent meetings
- ✓ Summer School
- ✓ ALC
- ✓ Conferences





## Close Achievement Gaps

*Increase Reading & Math proficiency rates by 3% each year for ELL, FRP, & SpEd students*



### Strategies:

#### ✓ Core Literacy Support for students-curriculum and classroom

**Target 1:** MCA Reading scores will increase by 3% each year

**Actual:** 37.5% Reading Proficiency (46.1% in 2019)  
28.3% Math Proficiency (44.8% in 2019)

**Data:** MCA READING & MCA MATH - ALL GRADES PROFICIENCY  
**Unable to report (no baseline in plan or data from 2020)**

#### ✓ Translator support to foster family engagement

**Target 2:** 100% of non-English speaking parents attend conferences

**2021-22:** *Change Target % goal*

- *Office staff in process of creating report to measure all student groups*
- *Will contact non-English speaking parents in native language*
- *Interpreter Request Form has been added to Staff Resources*

#### ✓ Invite parents/guardians of students with Ds, Fs or incompletes to conferences

**2021-22:** *Letters mailed from Dean of Students - 36% of parents attended in Fall*

- *Office staff in process of creating report to measure all student groups*
- *Set Target for Spring 2022*



# A & I GOAL 2



## Annual review process:

The district does an annual review of student and staff demographic data and staff licensure and experience to evaluate equitable access for all students.

School	Experienced Teachers	Licensed Teachers	Teachers with Advanced Degrees
VES	84.78%	94.44%	52.17%
PRHS	93.10%	100%	62.07%

## Equitable Access to Excellent and Diverse Educators



## Strategies:

✓ **Develop our own staff to increase diversity of teachers** encourage current Hispanic and Somali MN Reading Corps Tutors/paraprofessionals to consider education/teaching opportunities.

**Target:** Maintain 45% of students of color in the Teaching Assistant program.

**Actual:** Program not offered 2020-21 due to COVID

**2021-22 Plan:** Eliminate Target-Teaching Assistant program replaced by Intro to Education

✓ **Offer an Intro to Education course at PRHS**

**Actual:** Course development delayed due to COVID

**Data:** School Counselor/Student Enrollment

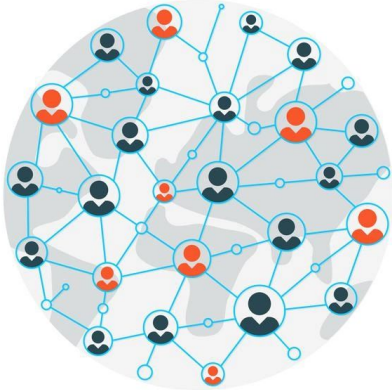
**2021-22 Plan:** Course available 2021-22 (8 students enrolled Fall 2021). Students will help in classrooms at VES



**Target 1:** Minimum of 2 partnerships with Pelican Rapids Schools and each collaborative school per year

**Actual:** 8 modified partnership activities occurred with 2 of the schools (via Zoom due to COVID)

## Intercultural Cross-District Classroom Partnerships



- ✓ **Spanish Olympics** - Fergus Falls, Underwood
- ✓ **Career Pathways** - Detroit Lakes
- ✓ **Mentors** - Frazee
- ✓ **Cultural Fair** - Perham
- ✓ **Pen Pals/Environmental Science** - Hawley, Underwood
- ✓ **Cultures & Cuisines** - Hawley
- ✓ **World of Art** - Hawley
- ✓ ***We Are Pelican video series***



## Intercultural Cross-District Classroom Partnerships



**Target 2:** Will add pre and post surveys to each event to monitor students' perceptions and attitude shifts

**Actual:** Unable to Report-no measurement tool in place

**2021-22:** Created a student survey (Google form)

<https://forms.gle/uweix7xK78EqDBKC8>

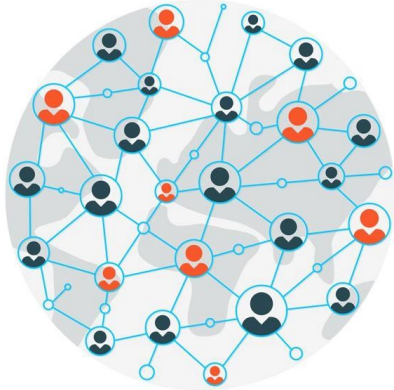
### **Data collection questions:**

- Do you feel that this activity helped change your perception/understanding of people who are different than you? **93.3% YES**
- Do you feel that your attitude has changed about people with other backgrounds? **80% YES**

**2021-22 Target:** \_\_\_\_\_% of participating students indicate activity helped change their perception/understanding/attitude of someone different than themselves and/or with other backgrounds



## Intercultural Cross-District Classroom Partnerships



*Sampling of student survey responses (15) so far:*

**What did you discover about yourself or some of the people that you met during the activity?**

- I met some cool people and I got to know them. Turned out some people there were kinda like me. That I am just like kids from other schools.
- The other people were very friendly, nice, and helpful.
- I discovered that not all people like to do stuff as teamwork and that's okay.

**What surprised you about this activity or the people that you met?**

- That we worked together more than I thought.
- That they were actually pretty/super nice, helpful. Actual real people.
- I was surprised that we were as comfortable with the kids from other schools as we were. Everyone got along very well. I liked the people in my group.

**Do you feel that this activity had educational value?** 100% YES